

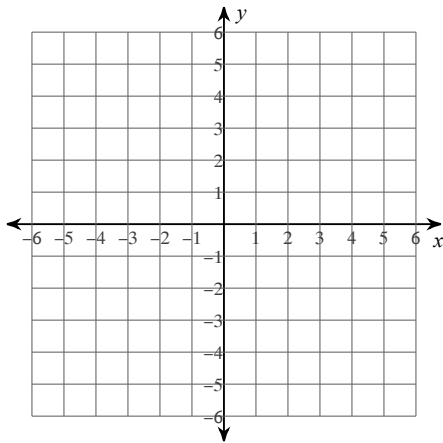
Solve each equation.

1) $7(2x + 4) + 5 = 89$

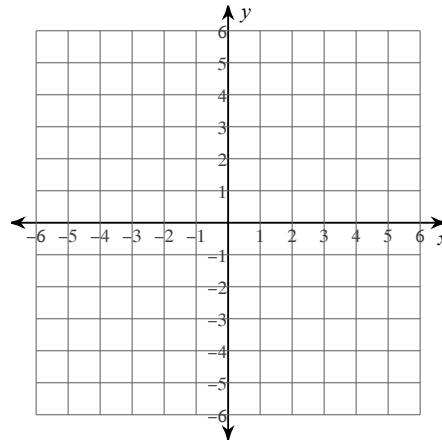
2) $-6 = \frac{n}{4} - 3$

Sketch the graph of each line.

3) $y = 4x + 3$

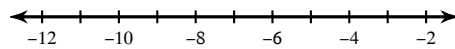


4) $y = -\frac{1}{2}x + 1$

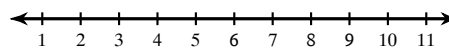


Solve each inequality and graph its solution.

5) $\frac{x}{3} - 5 \leq -8$



6) $-2p - 5 > -15$



Write the point-slope form of the equation of the line through the given points.

7) through: $(-5, -3)$ and $(2, 1)$

Write the slope-intercept form of the equation of the line through the given points.

8) through: $(5, 1)$ and $(0, 4)$

Solve the system of linear equations.

9) $x - 3y = -3$
 $-3x + 3y = -9$

Solve the system of linear equations.

10) $-6x + 7y = -13$
 $y = 3x - 4$

11) Write an equation to model the situation: The population of Pileated Woodpeckers in Howarth Park is 43 and increasing by 12% each year.

12) Write an equation to model the situation: The population of Acorn Woodpeckers in Howarth Park is 253 and decreasing by 3% each year.

Find the mode, median, mean, and sample standard deviation for each data set.

13) Average Lifespan

Animal	Years	Animal	Years
Snapping Turtle	57	Canary	20
Humming Bird	8	Ant (Worker)	1.5
Guinea Pig	8	Squirrel	16
Lobster	15	Alligator	68
Hellbender	29		

14) Sales Tax

State	Percent	State	Percent
Michigan	6	Tennessee	7
Oregon	0	Missouri	4.23
South Carolina	6	Iowa	6
Alabama	4	Delaware	0
Georgia	4	Maryland	6

15) Use the information to solve for x : Point B is between points A and C on segment AC. $AB = 2x$, $BC = 3x - 1$, and $AC = 7x - 4$

16) Use the information to solve for x : Point B is between points A and C on segment AC. $AB = 3x$, $BC = 2x + 11$, and $AC = 11x - 4$

Find the midpoint of the line segment with the given endpoints.

17) $(2, -7)$, $(10, 9)$

18) $(10, 3)$, $(1, -9)$

Find the distance between each pair of points.

19) $(-1, -6)$, $(-4, -3)$

20) $(-6, 8)$, $(-6, -3)$