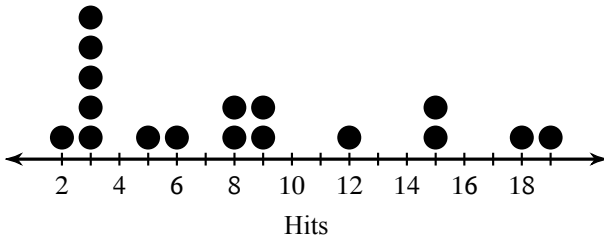


SRHS Math 1

Find the mode for each data set.

- 1) Hits in a Round of Hacky Sack 3

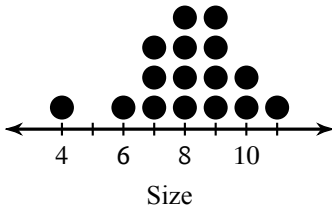


- 2) Average Time to Maturity 75

Plant	Days	Plant	Days	Plant	Days	Plant	Days
Cucumber	58	Gooseneck Gourd	120	Purple King Bean	75	Brussel Sprouts	90
Red Onion	95	White Onion	135	Radish	22	Sugar Baby Watermelon	75
Asparagus	730	Peanut	120	Cheyenne Pepper	64	Kentucky Wonder Bean	65
Spinach	44	Okra	55	Radicchio	90	Bell Pepper	75

Find the median for each data set.

- 3) Shoe Size 8

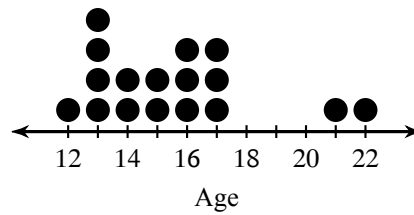


- 4) Age at First Job 16

17	13	14	13	16	13	17
17	13	16	17	18	15	15
16	16	12				

- 5) Single Family Home Prices 346,900 6) Age at First Job 15

363,300	358,500	329,400	342,800
347,100	341,700	344,300	366,100
349,800	347,800	344,000	342,800
360,400	346,900	343,500	

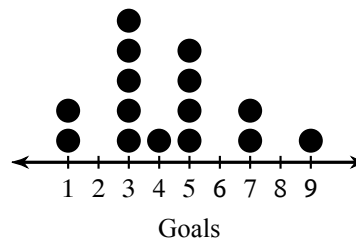


Find the mean for each data set.

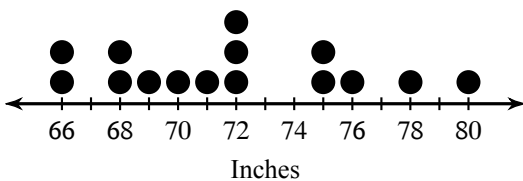
- 7) Annual Precipitation (Inches) 37.56

36.4	35.4	49	31.8	52.8
15	66.8	55.2	13.2	17.4
25.8	27.2	54.8	37.2	68.4
14.6				

- 8) Goals in a Hockey Game 4.27



- 9) Adult Male Heights 71.87 10) Shoe Size 8.03



7.5	7.5	6	9	7.5	7.5
11	8	8.5	10	5.5	7.5
9	7	9			